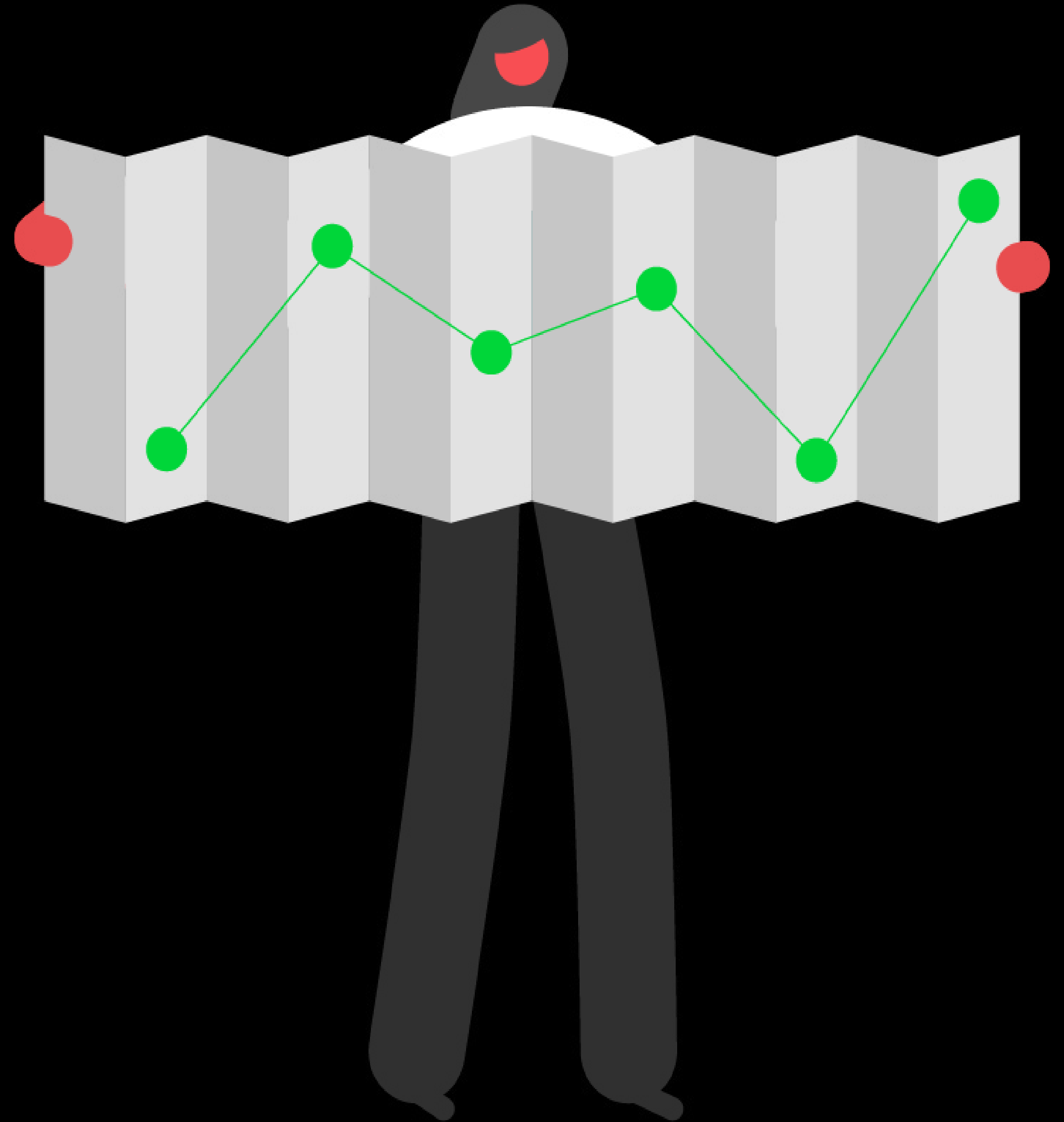


E-book

# The Nonprofit Finance Team Survival Guide

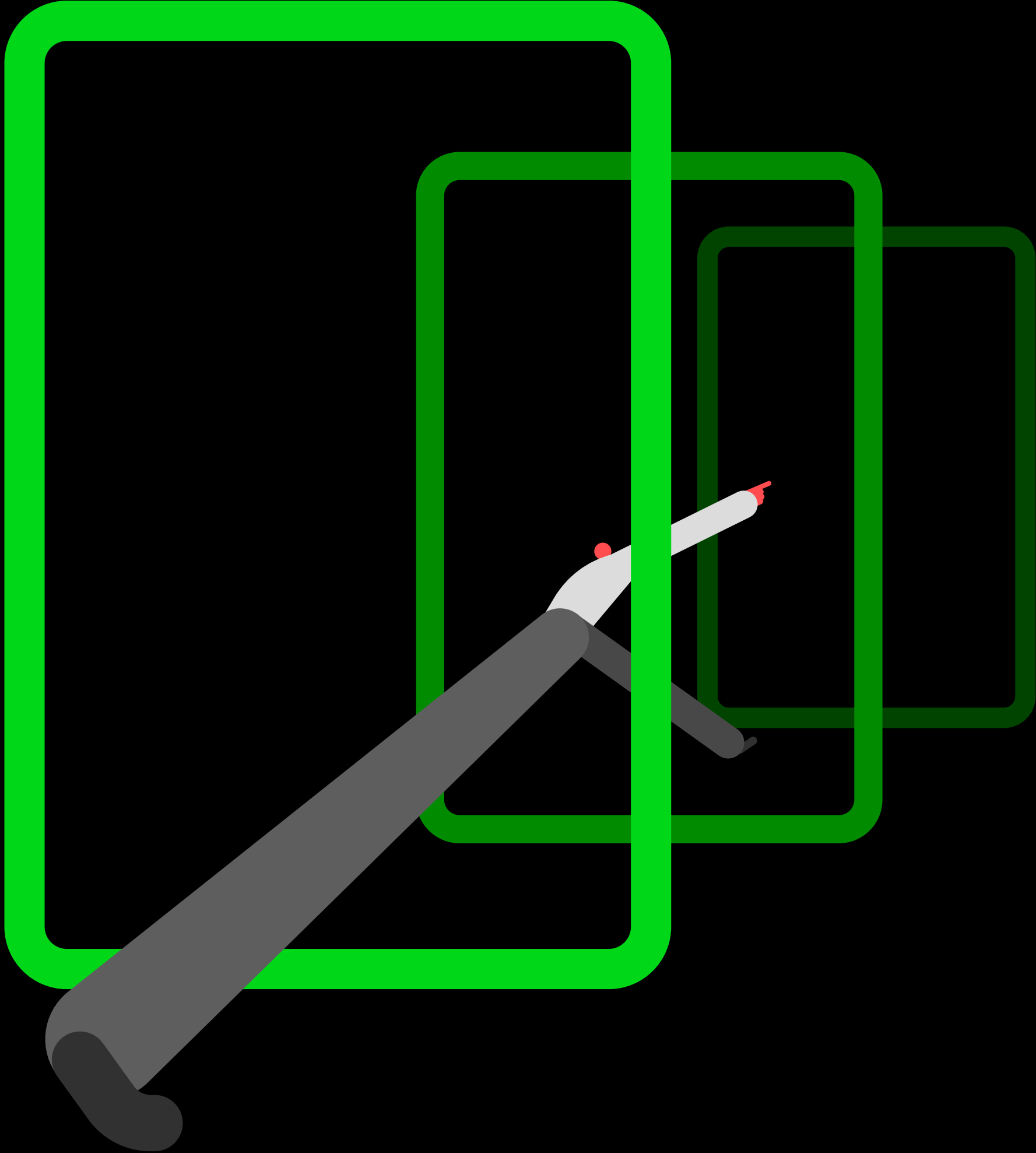
A field guide for navigating the complexity and demands of nonprofit financial management

Sage




# Table of Contents

Introduction: Surviving and thriving in a complex environment	<b>Page 3</b>
Basecamp: Your chart of accounts	<b>Page 7</b>
Ascending to Excellence: Reporting and compliance	<b>Page 12</b>
Navigation Tools: Dashboards	<b>Page 15</b>
At the summit: Measuring what matters	<b>Page 17</b>
Conclusion: Find your true north and thrive	<b>Page 20</b>
About Sage Intacct	<b>Page 21</b>
Quick links to educational resources	<b>Page 22</b>



# Trying to survive in a complex environment is hard



**Nonprofit finance teams operate in a more challenging environment than ever before.**

Good financial stewardship plays a critical role in maintaining funding relationships and attracting new donors. Finance teams face pressure to provide full transparency for compliance and better visibility into both financial metrics and outcome metrics for the board, executives, donors, and government funders.

At the same time, the complexity around nonprofit accounting, multiple funding streams, and compliance is increasing, with a need for even small nonprofits to be able to account for funds, grants, projects, programs, and more. In today's dynamic environment, many nonprofits are partnering, collaborating, or even merging with other nonprofits or working with other affiliates.

## **Key challenges for nonprofit finance teams**

- Complexity of accounting and funding streams
- Reporting and visibility
- Managing funds and grants
- Cost allocations
- Internal controls and compliance
- Cash management



**“There’s a level of complexity here that is equivalent to what a major for-profit organisation deals with.”**

~ Nikki Jones, Controller, Healthcare Businesswomen’s Association




# Surviving with limited resources

**In addition to growing complexity, most nonprofits operate a lean finance team with limited staff and resources.**

It is the perfect recipe for stress and strain. Fortunately, finance teams that take advantage of cloud-based technology can configure their financial system with point-and-click functionality and achieve greater visibility with real-time data across multiple entities, locations and dispersed teams.

In this e-book, we will examine what it takes for nonprofit finance teams to not only survive but thrive. We will also look at how the Sage Intacct accounting and financial management solution helps nonprofits leverage the power of cloud technology to ensure mission success.





# Getting beyond survival, so you can thrive

## Nonprofits place high demands on their finance professionals.

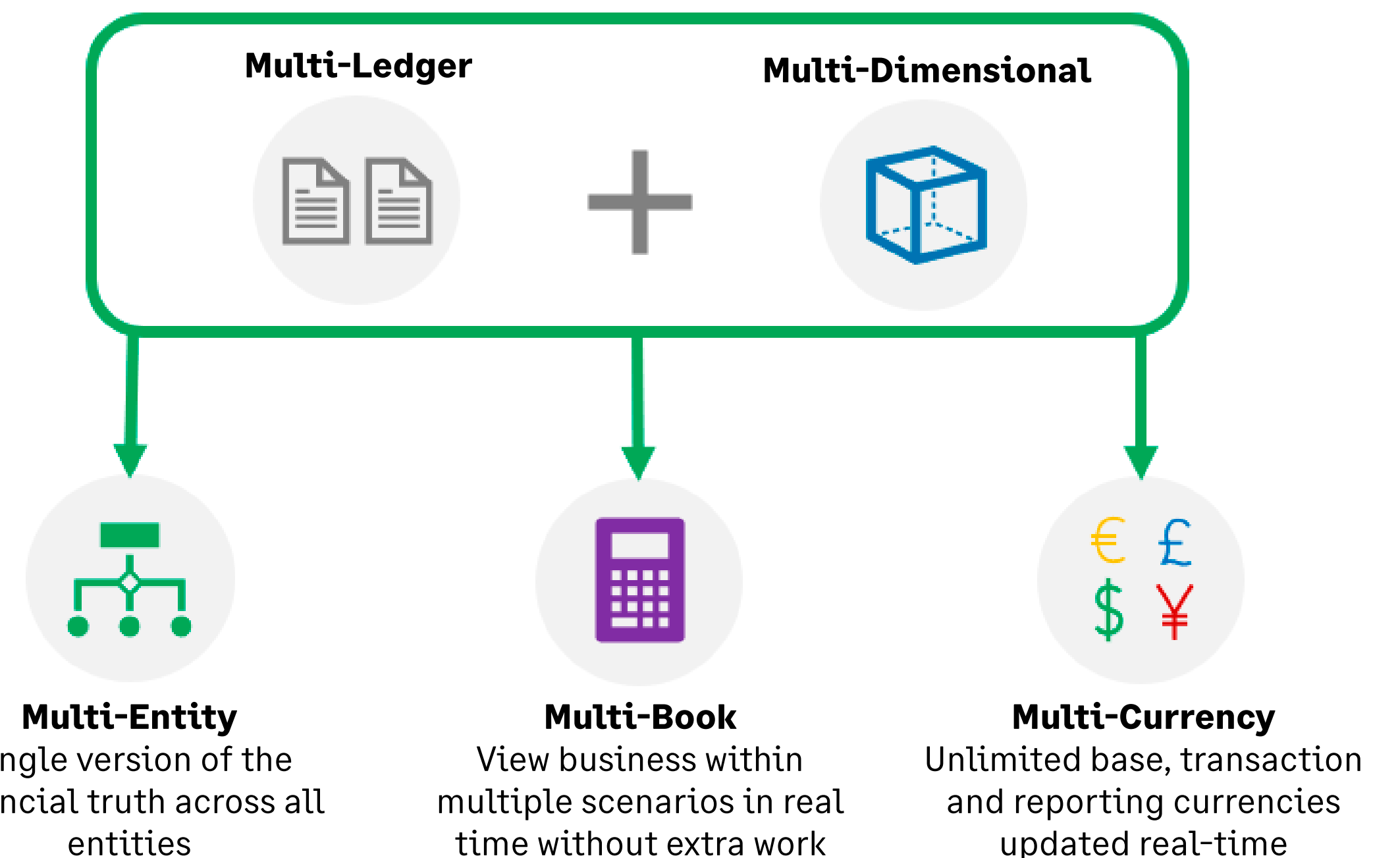
Sometimes, it feels like a hamster wheel—you run as hard and as fast as you can, but never get in front of the constant stream of reporting requests and compliance requirements.

As your organisation grows in size and mission, you need flexible technology solutions to manage complex funding streams and organisational structures. Multi-entity accounting with visibility into the location, organisation and fund/grant/program transactions is critical, as is the ability to understand the bigger picture at the consolidated level.

The Sage Intacct architecture provides your organisation with superior flexibility, control, visibility, and scalability so you can thrive.

Sage

The Sage Intacct technology architecture meets today's complex financial management needs



# Your chart of accounts

**The foundation for your organisation's accounting system is the chart of accounts.**

Call it your basecamp for the trek to better financial management. Your chart of accounts forms the framework for storing all your financial information and transactions, with an impact on everything from data entry to financial reporting.

When you have an easy-to-understand and efficient chart of accounts structure, the information that flows from it will be more useful.





# **Why** chart of accounts and reporting is hard to manage for nonprofits

In the nonprofit world, every pound must get tracked and viewed by multiple dimensions such as fund, grant, program, project, and location.

At the same time, board of directors, executives, donors, grantors, and staff have differing needs and reporting priorities.



## **Nonprofits must account for:**

- Funds
- Grants
- Projects
- Programs
- More



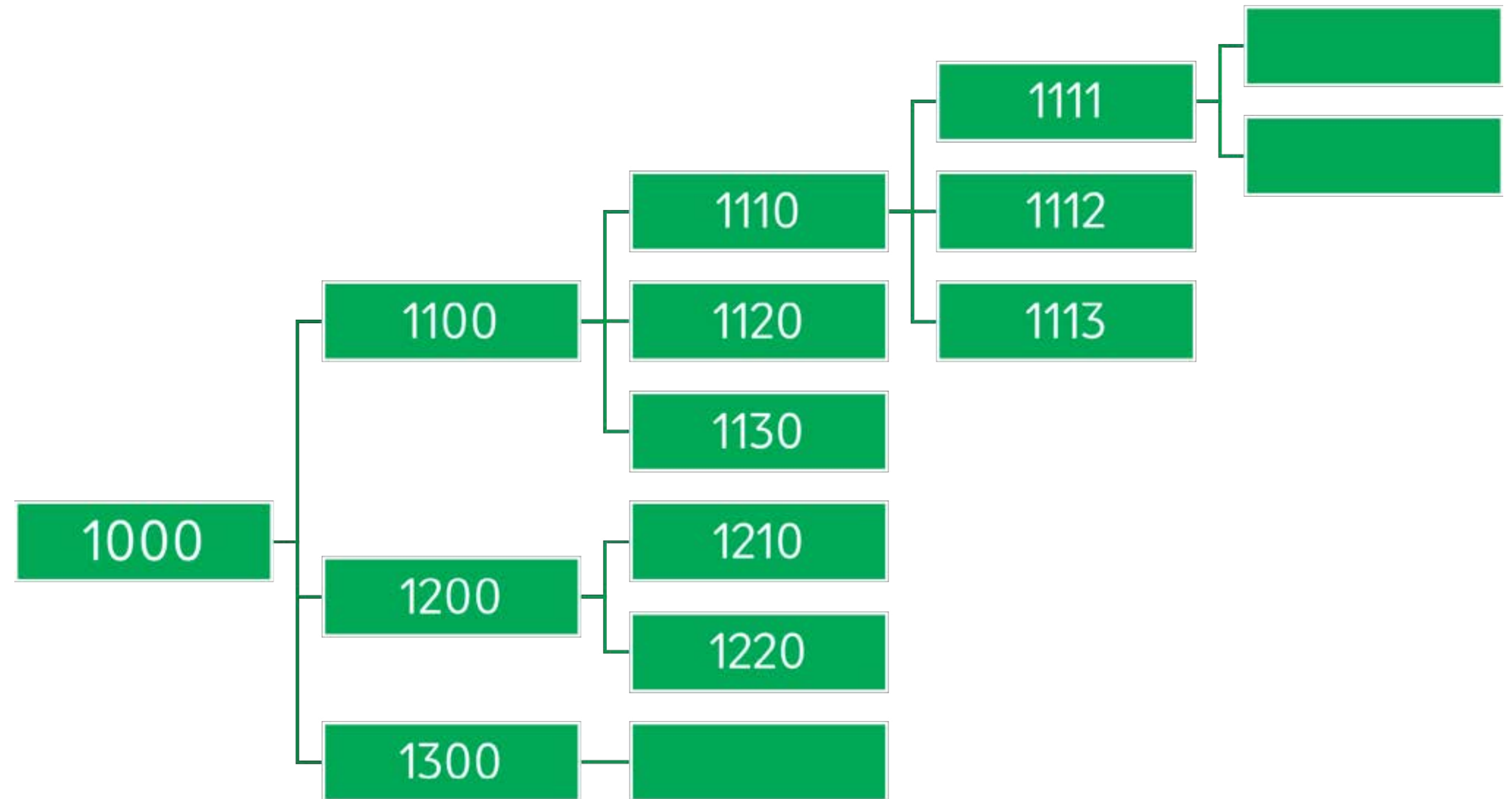
## **And report back to multiple stakeholders:**

- Board of directors
- Donors
- Executives
- Congregations
- More



# Surviving the traditional, linear-based chart of accounts

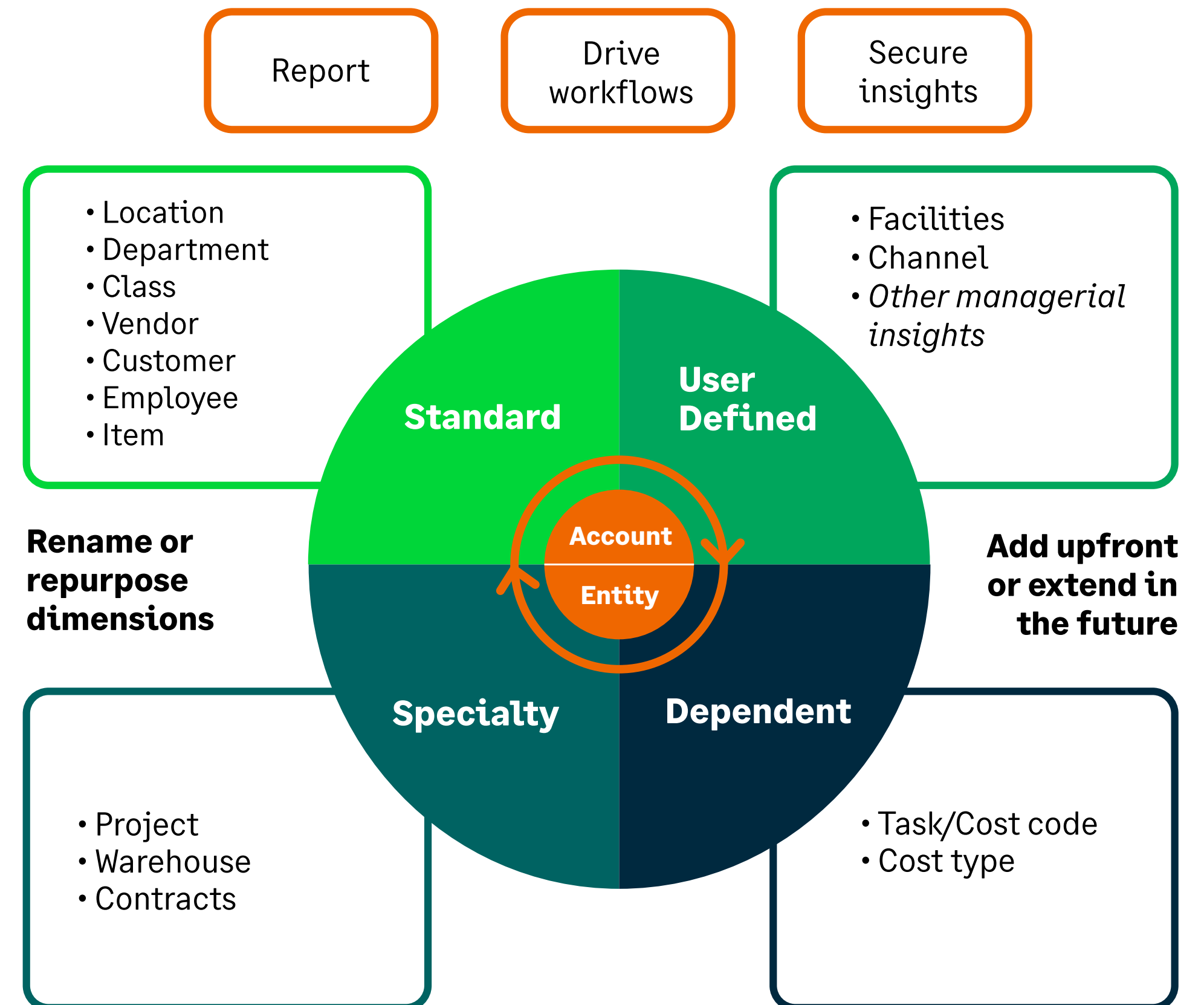
Many accounting software solutions utilise a hard-coded structure, causing the chart of accounts to be unnecessarily rigid and complicated. This can result in an unmanageable, confusing number of account code combinations.



# Thriving with a logic-based chart of accounts

Sage Intacct lets you set up primary natural account codes—including assets, liabilities, net assets, revenues, and expenses—and then “tag” transactions with dimensional attributes such as location, fund, grant, ministry, program, or outcome.

By employing a logical, table-driven chart of accounts, Sage Intacct minimises complexity, reduces the number of account codes, and saves the finance team time. Dimensions customise reporting around activities, facilitating both comparative (cross-tab) and hierarchical (drill-down) organisation of key information with context.





**“When I arrived, we had 56,000 accounts in our chart of accounts. By leveraging Sage Intacct’s dimension capabilities, we dramatically streamlined to just 100 accounts and can now tag transactions with details such as specific programmes and locations.”**

~ Shari Freedman, CFO, Room to Read



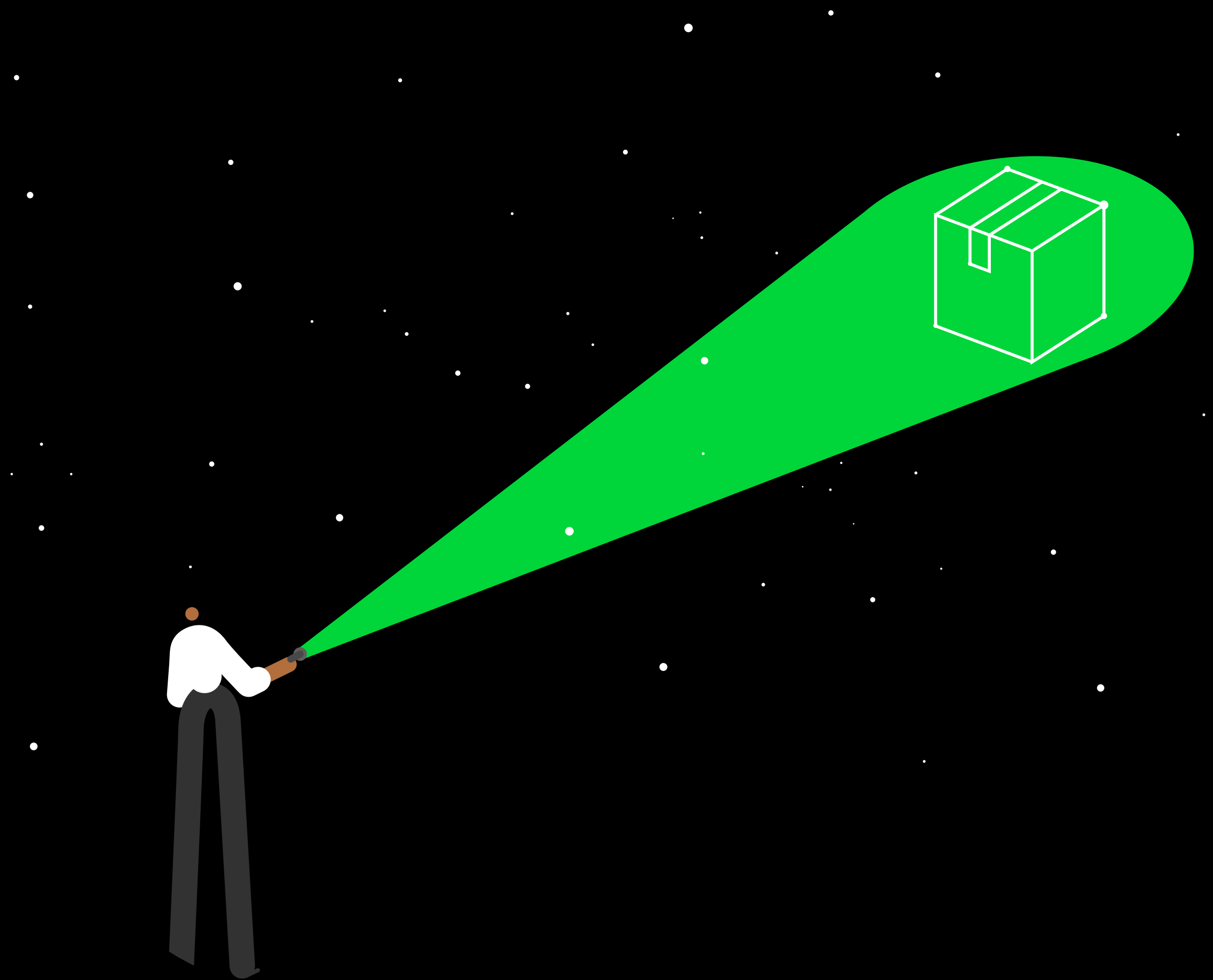


# Reporting and compliance with a view

**To help your nonprofit reach higher levels of mission success, you need visibility.**

For better visibility, you need better data—an easy-to-use reporting system that filters, slices, and dices data so the finance team can quickly provide specific data needed in the best format. The team also needs to be able to produce required compliance forms and reports with ease, using data from the same system.

Sage Intacct empowers nonprofit finance teams to increase visibility, simplify reporting at all organisational levels, account for funds and grants, account for allocations, and reduce financial complexity while improving internal controls.



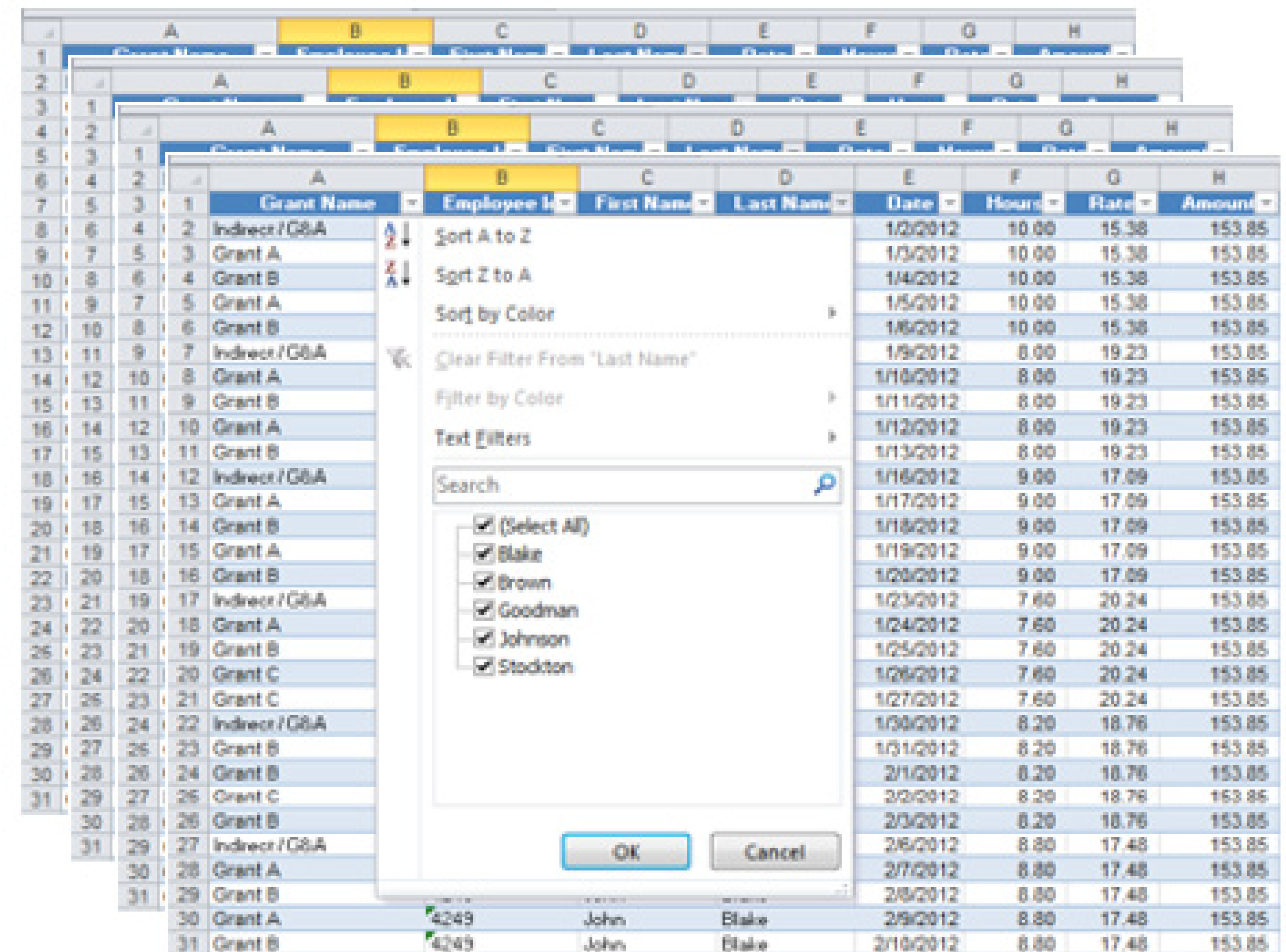
# Surviving with rear-view mirror reporting and manual compliance

The wrong financial reporting system can require too much manual data entry and even force you to transfer data into Excel for further manipulation. When your finance team is in survival mode, you just try to produce the basic reports that are needed today, this week, or this month. Everything happens in a crunch. With the wrong financial systems, data must be entered manually into different systems.

Many accounting systems are only capable of rear-view mirror reporting—backward looking month-end financial packets that don't provide any real-time insights. Today, nonprofits need access to more and better information than yesterday's news. How can your team access the data required to gather insights, do strategic analysis, and make recommendations that support your mission?

Sage

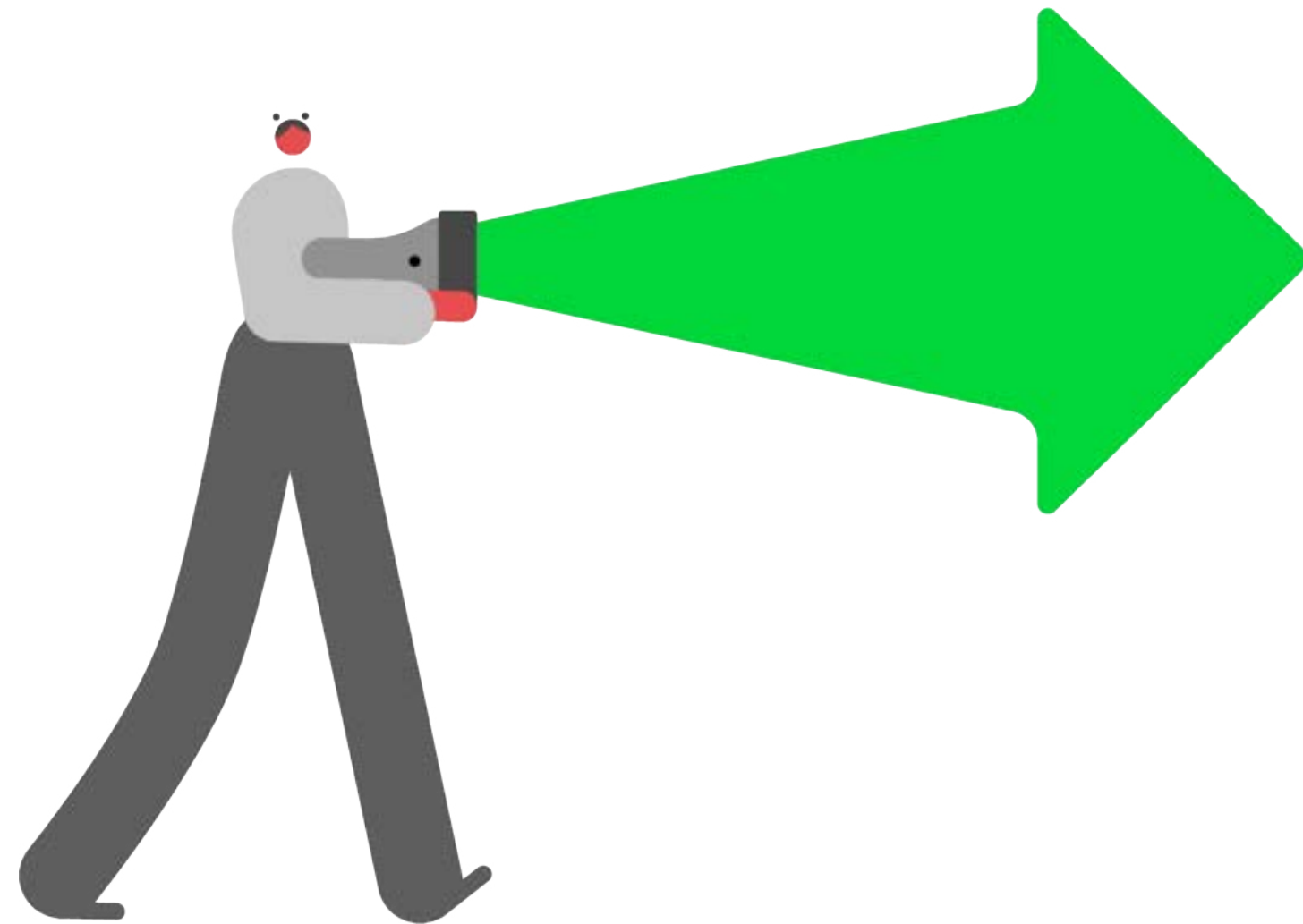
## Financial management with Excel



The screenshot shows an Excel spreadsheet with a table of financial data. A filter is applied to the 'Employee ID' column, showing a list of employees: Blake, Brown, Goodman, Johnson, and Stodden. The table has columns for Grant Name, Employee ID, First Name, Last Name, Date, Hours, Rate, and Amount. The data is sorted by Employee ID.

Grant Name	Employee ID	First Name	Last Name	Date	Hours	Rate	Amount
Indirect / G&A	4249	John	Blake	1/2/2012	10.00	15.38	153.85
Grant A	4249	John	Blake	1/3/2012	10.00	15.38	153.85
Grant B	4249	John	Blake	1/4/2012	10.00	15.38	153.85
Grant A	4249	John	Blake	1/5/2012	10.00	15.38	153.85
Grant B	4249	John	Blake	1/6/2012	10.00	15.38	153.85
Indirect / G&A	4249	John	Blake	1/9/2012	8.00	19.23	153.85
Grant A	4249	John	Blake	1/10/2012	8.00	19.23	153.85
Grant B	4249	John	Blake	1/11/2012	8.00	19.23	153.85
Grant A	4249	John	Blake	1/12/2012	8.00	19.23	153.85
Grant B	4249	John	Blake	1/13/2012	8.00	19.23	153.85
Indirect / G&A	4249	John	Blake	1/16/2012	9.00	17.09	153.85
Grant A	4249	John	Blake	1/17/2012	9.00	17.09	153.85
Grant B	4249	John	Blake	1/18/2012	9.00	17.09	153.85
Grant A	4249	John	Blake	1/19/2012	9.00	17.09	153.85
Grant B	4249	John	Blake	1/20/2012	9.00	17.09	153.85
Indirect / G&A	4249	John	Blake	1/23/2012	7.60	20.24	153.85
Grant A	4249	John	Blake	1/24/2012	7.60	20.24	153.85
Grant B	4249	John	Blake	1/25/2012	7.60	20.24	153.85
Grant C	4249	John	Blake	1/26/2012	7.60	20.24	153.85
Grant A	4249	John	Blake	1/27/2012	7.60	20.24	153.85
Indirect / G&A	4249	John	Blake	1/30/2012	8.20	18.76	153.85
Grant B	4249	John	Blake	1/31/2012	8.20	18.76	153.85
Grant B	4249	John	Blake	2/1/2012	8.20	18.76	153.85
Grant C	4249	John	Blake	2/2/2012	8.20	18.76	153.85
Grant B	4249	John	Blake	2/3/2012	8.20	18.76	153.85
Indirect / G&A	4249	John	Blake	2/6/2012	8.80	17.48	153.85
Grant A	4249	John	Blake	2/7/2012	8.80	17.48	153.85
Grant B	4249	John	Blake	2/8/2012	8.80	17.48	153.85
Grant A	4249	John	Blake	2/9/2012	8.80	17.48	153.85
Grant B	4249	John	Blake	2/10/2012	8.80	17.48	153.85

# Thriving with future-focused financials and automated compliance



Sage

**Sage Intacct delivers real-time information at any time and anywhere.**

While other organisations glance in the rear-view mirror, you can look ahead with an eye to future success. Customisable reporting capabilities enable your finance team to present the right reports to staff, executives, the board, and other stakeholders.

Dimensionality fundamentally improves reporting and makes it easier to provide fast answers. The Sage Intacct report writer provides a guided experience to help you filter, group, and organise data by the dimensions you want and build reports quickly in the format desired.



# Dashboards for stakeholders

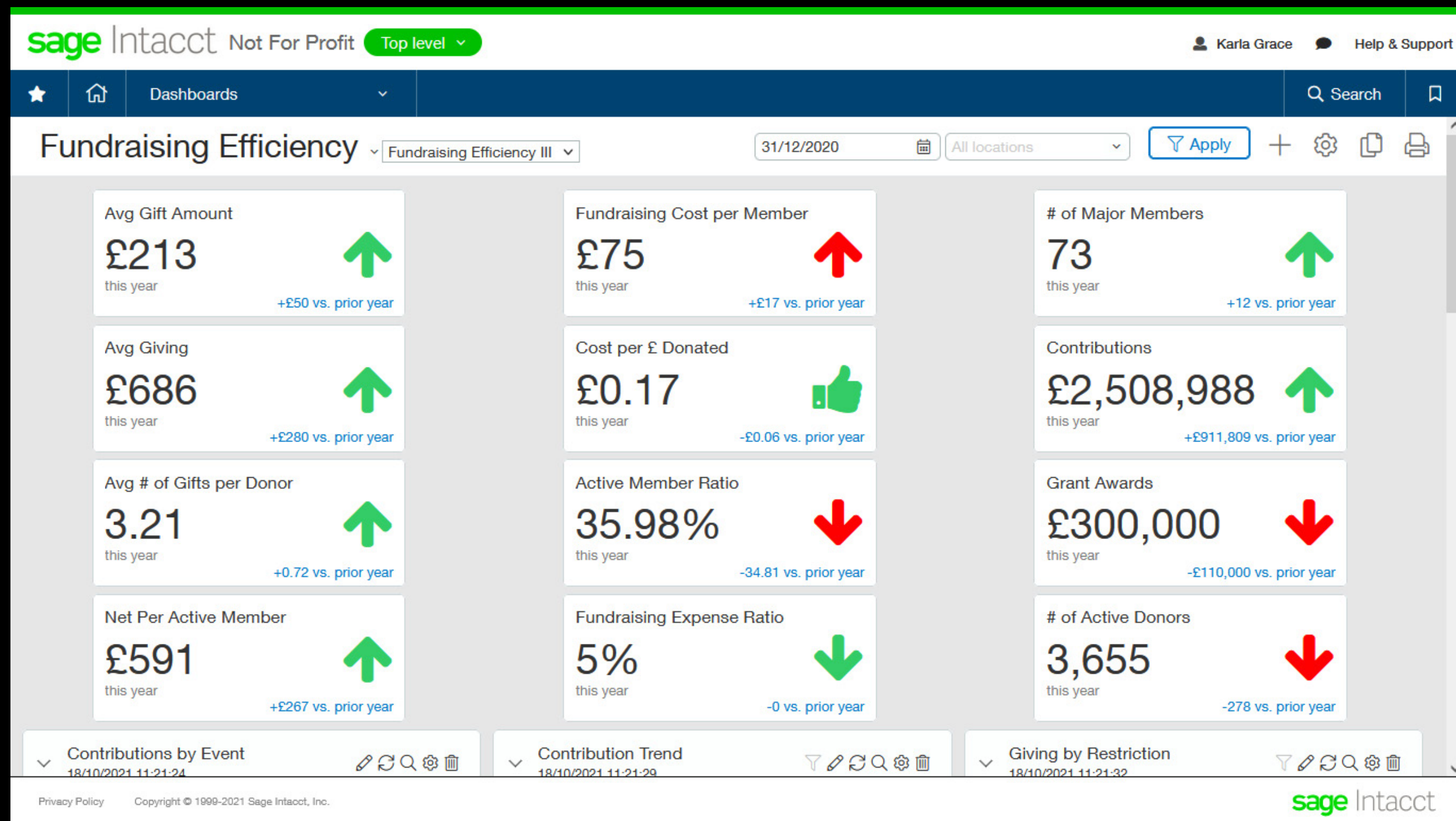
**When your finance team reaches altitude, you have mastered survival and are looking for the next mountain to climb.**

Up in the cloud, nonprofit finance teams unlock a new, strategic layer of functionality with real-time dashboards and automated performance metrics that present financial information visually and even go beyond financials to demonstrate operational metrics, outcomes, and impact to executives, donors, and funders.

Think of a dashboard as a blank map where you can add components to create a view from the highest level that is just right for a specific program, managerial role, or functional area of your organisation.



# Gain visibility with role-based dashboards



Role-based dashboards gather the most important reports, metrics, KPIs, and approval statuses into one location, so that managers and executives receive the greatest benefit of insight for ongoing management and oversight.

Sage Intacct helps you easily set up components on each dashboard, adding the reports, graphs, and collaborative communication feeds that each user will use most.

At-a-glance, a user can see key performance and financial information, such as real-time budget-to-actuals for each program or grant. For greater internal controls, dashboards use permissions to deliver only the relevant information approved for each user.


At the summit

# Measuring what matters—outcomes and mission impact

**The mission is the reason nonprofit financial professionals come to work each morning. It is also why donors and funders continue to give.**

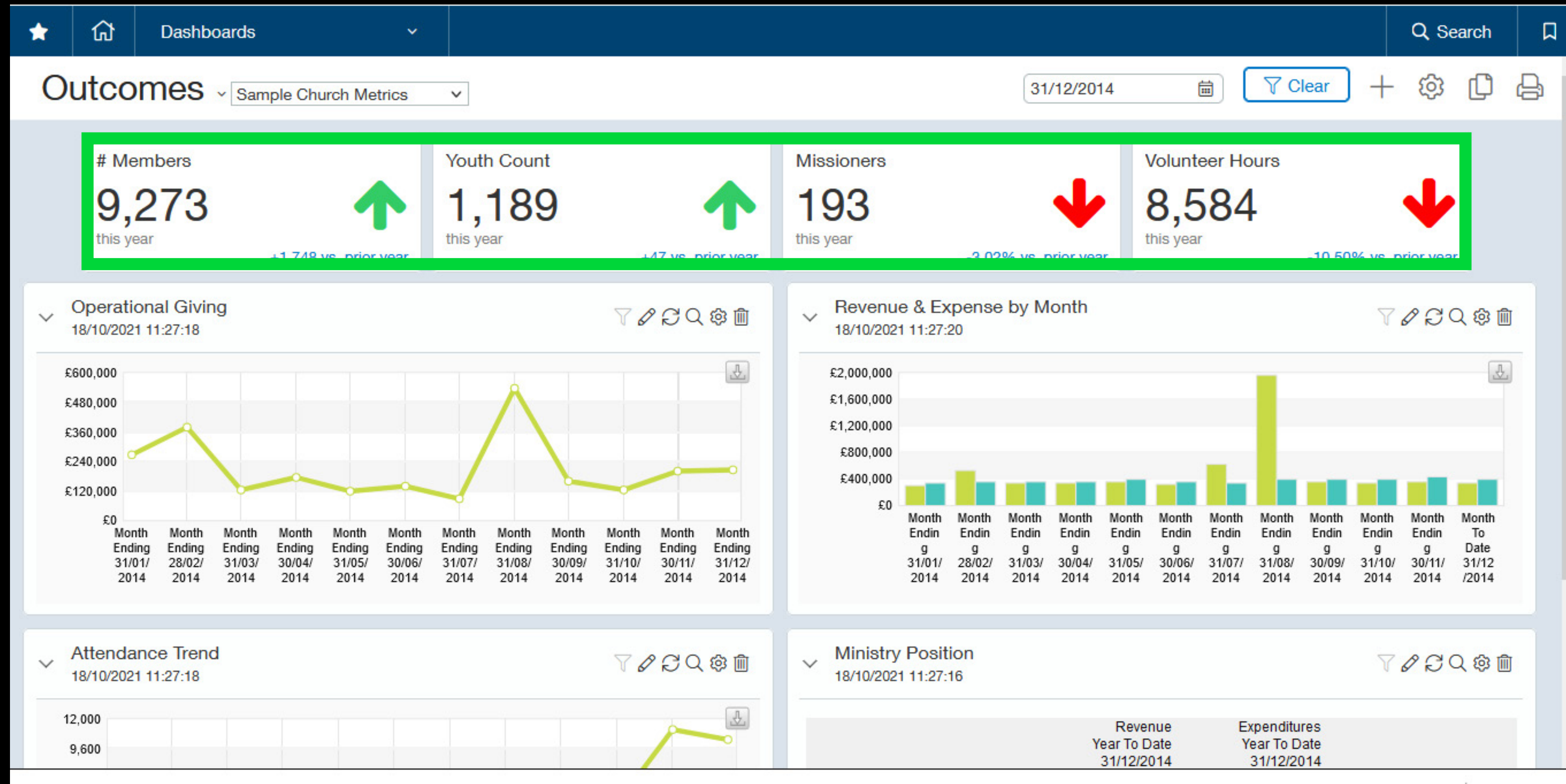
Financial performance information is extremely important, but it is even more powerful when paired with operational performance metrics that demonstrate the powerful impact your organisation can make with each pound of funding.

For today's nonprofits, being able to deliver accurate, timely information about program outcomes is critical to achieving your mission.





# Automated reporting for outcomes



Statistical accounts in Sage Intacct help track and report on non-financial information to monitor outcomes and impact. This type of measurement allows you to connect your executives, board, funders, and donors with the human side of your mission—whether that impact is measured in patients treated, meals served or workers trained.

An outcomes dashboard lets you display important financial information side by side with outcomes—and compare the real-time data in the current period against prior periods or years. Statistical accounts demonstrate how well your organisation achieves its mission more effectively than traditional financial reports alone.



**“Before, everyone was in the dark, but with Sage Intacct it’s a whole new world. Department managers can see precisely how they are doing with the click of a button... As a result, people are controlling their costs proactively, the organisation’s overall expenses are down, we’re sticking to our budget, and our spend is under control.”**

~ Alisa Brill, CFO, Paws Chicago





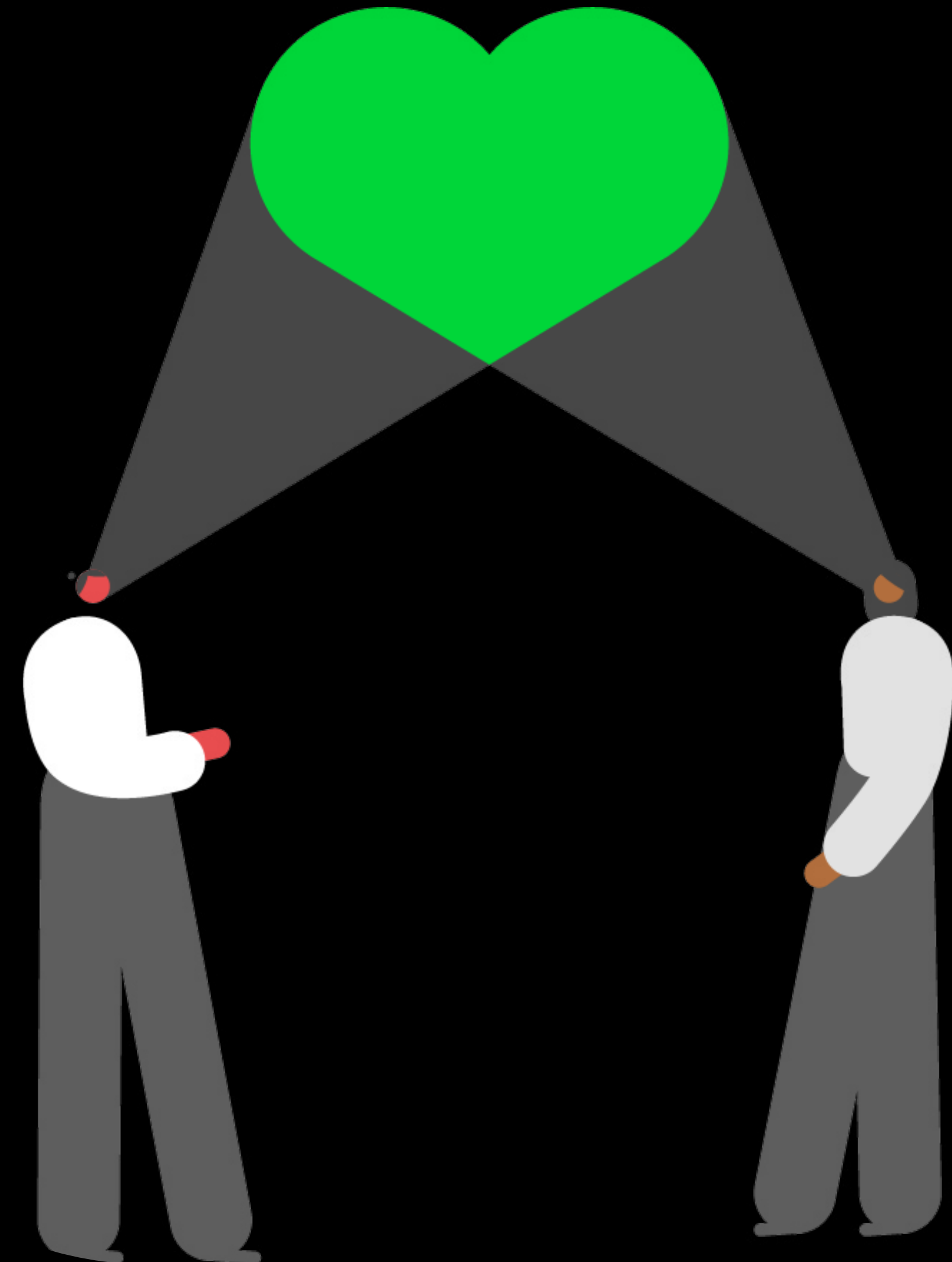
## Conclusion

# Find your true north and thrive

**Align your organisation with its mission by finding the real-time metrics that help you stay focused on delivering outcomes.**

Cloud-based technology gives nonprofits, of all sizes, access to sophisticated software that was once reserved for only the largest businesses and organisations. With a true cloud financial system like Sage Intacct, you can dream big for your organisation, knowing you will have the insights needed to navigate toward mission success.

The right solution will help you achieve operational and financial excellence, overcome limited resources, and multiply your effectiveness through automation. More access to real-time results lets you discover your organisation's true north, so you can thrive.





# About Sage Intacct

Specialising in helping nonprofits of all types—including health and human services, NGOs, charities, trade and membership associations, cultural institutions, and faith-based organisations—Sage Intacct streamlines grant, fund, project, and donor accounting, while delivering real-time visibility into the metrics that matter.

Our modern, true cloud solution, with open APIs, gives nonprofits the connectivity, visibility, and efficiency they need to do more with less. At Sage Intacct, we help nonprofits strengthen stewardship, build influence, grow funding, and achieve mission success.

In addition to intuitive software solutions, Sage Membership provides members with access to actionable human advice from experts and peers through exclusive content and tools to help you make even better mission-critical decisions.

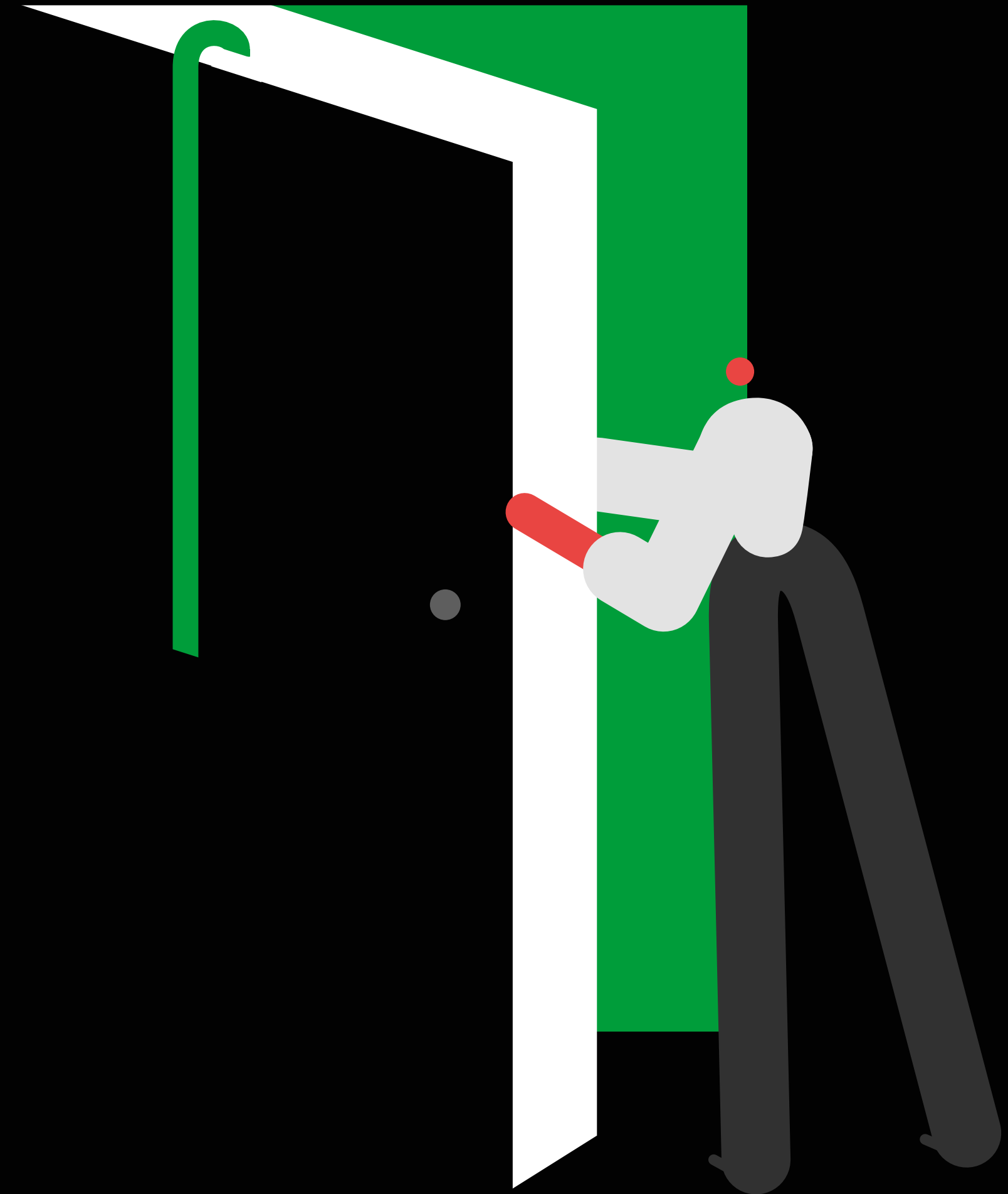


# Quick links to educational resources

Looking to move your nonprofit finance operations to a new cloud accounting system? Here are some additional resources to help you make the right decision.

Product overview

[Sage Intacct for Nonprofits](#)







A Sage partner



## Contact our partner

**Our success is driven by referrals, indicating our ability to deliver exceptional business solutions. We prioritise client goals and provide tangible benefits with a fast ROI, going beyond ERP solutions to deliver true business outcomes**

**<https://www.leveragetech.com.au/>**



©2022 The Sage Group plc or its licensors. Sage, Sage logos, Sage product and service names mentioned herein are the trademarks of The Sage Group plc or its licensors. All other trademarks are the property of their respective owners.